

Look for the **LANDA**® and **Legacy** logos for assurance of receiving only the highest quality parts and accessories. Following is a sampling of some popular parts and accessories. Also look for **AP** for our value line pressure washer parts and accessories which are high on performance and low on price.

Landa Gun

Designed exclusively for Landa to meet the demands of the high pressure cleaning professional.

LANDA®



- **PSI:** 5000
- **GPM:** 10.5
- **Temperature:** 320°F
- 3/8" FPT inlet x 1/4" FPT outlet
- Weight: 20 oz

Landa 5000 PSI

New Part No.	Part No.	Description
8.749-170.0		Landa Gun
8.749-354.0		Repair Kit

Legacy AP1000 Trigger Gun

The World's most popular and easy to repair trigger gun!!!

Legacy



- **PSI:** 4500
- **GPM:** 12
- **Temperature:** 300°F
- 3/8" FPT inlet x 1/4" FPT outlet
- Weight: 19 oz


AP1000

New Part No.	Part No.	Description
9.802-229.0	353010	AP1000
8.710-414.0	353010W	AP1000 Weep
8.704-157.0	109856	Unitized Valve
8.704-158.0	109857	Unitized Valve (Weep)
8.704-159.0	109858	Trigger Seal Kit
CASE LOT SAVINGS!		
8.916-530.0		Case of 45, AP1000 (9.802-229.0) Trigger Guns

Landa Variable Pressure Lances

The Landa Stainless Steel Variable pressure lance simply out classes the competition. 41" length to meet ETL Standards plus 1/4" stainless steel tubes provide superior look and durability. Designed specifically for Landa to our specifications

LANDA®



- **PSI:** 4000
- 1/4" stainless or zinc plated tubes
- Fully insulated
- New improved brass valve body and Stainless Steel valve bushing



New Part No.	Part No.	Description
8.711-308.0	4-011143A	Stainless Steel w/ Coupler
8.710-722.0	4-0111391	Stainless Steel Lance Only
8.711-293.0	4-0111351A	Zinc Plated w/ Coupler
9.803-267.0	83-SSVPKIT	Repair Kit

Tuff-Skin 2-Wire 6000 PSI Hose



- Wrapped impression, maximum oil resistant tube and cover
- LANDA branded yellow hose guard
- 2-wire protection
- Seven times greater abrasion resistance
- Built to SAE 100R2AT OD dimensions
- 3/8" MPT Swivel x 3/8" MPT Solid

LANDA®

New Part No.	Size	Temp	PSI
8.739-071.0	25' x 3/8" ID	275°F	6000
8.739-072.0	50' x 3/8" ID	275°F	6000
8.739-073.0	75' x 3/8" ID	275°F	6000
8.739-074.0	100' x 3/8" ID	275°F	6000
8.739-075.0	150' x 3/8" ID	275°F	6000
8.724-042.0	3/8" (bulk hose)*	275°F	5800

*400 feet per reel

Case Lot

CASE LOT SAVINGS!

8.916-330.0	100' x 3/8" ID	275°F	6000	Case of 40, (8.739-074.0)
-------------	----------------	-------	------	---------------------------

Tuff-Skin 1-Wire 4000 PSI Hose



- Wrapped impression, maximum oil resistant tube and cover
- LANDA branded black hose guard
- 20% greater flexibility
- Seven times greater abrasion resistance
- Built to SAE 100R1AT OD dimensions
- 3/8" MPT Swivel x 3/8" MPT Solid

LANDA®

New Part No.	Size	Temp	PSI
8.739-025.0	25' x 3/8" ID	275°F	4000
8.739-026.0	50' x 3/8" ID	275°F	4000
8.739-027.0	75' x 3/8" ID	275°F	4000
8.739-028.0	100' x 3/8" ID	275°F	4000
8.739-029.0	150' x 3/8" ID	275°F	4000
8.724-037.0	3/8" (bulk hose)*	275°F	4000

*500 feet per reel

Legacy *REVOLUTION* Turbo Nozzle



- 4000 RPM
- 4350 PSI at 185°F.
- Wear-resistant ceramic nozzle and bearing ring.

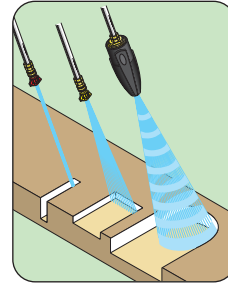
Nozzle New Part No.	Part No.	Orifice	PSI
9.302-242.0	374231	3.5	4350
9.302-243.0	374232	4.0	4350
9.302-244.0	374233	4.5	4350
9.302-245.0	374234	5.0	4350
9.302-246.0	374235	5.5	4350
9.302-247.0	374236	6.5	4350
9.302-248.0	374237	7.0	4350
9.302-249.0	374238	10.0	4350

Legacy

Repair Kit New Part No.	Part No.	Orifice
2.884-972.0	079920	3.5
2.883-824.0	079921	4.0
8.932-953.0	079922	4.5
2.883-823.0	079923	5.0
2.883-822.0	079924	5.5
8.932-956.0	079925	6.5
2.884-974.0	079926	7.0
2.884-975.0	079927	10.0

With the Legacy Revolution rotary nozzle you get:

- **Greater Cleaning Power:** The Revolution is engineered to increase the impact pressure by more than 10 times that of conventional nozzles!
- **Longer Operating Life:** The Revolution's operating life is extended significantly by its wear-resistant ceramic nozzle and bearing ring.
- **More Durable and Versatile:** The Revolution features an extra-resilient housing protector and is capable of handling a stream of up to 4350 PSI at 185°F.



Legacy's Revolution gives you the best of both worlds: The deep cleaning impact of a 0-degree nozzle and the fast cleaning of a wide-coverage fan spray nozzle.

Quick Couplers



- Precision brass design
- Stainless steel band for increased durability (except 1/2 inch)
- Unrestricted free flow
- 4000 PSI max

Brass Couplers, designed for 4,000 PSI and extended durability. Affordable and rugged all in one.

New Part No.	Part No.	Description
9.802-164.0	2-2000	1/4" FPT
9.802-166.0	2-2002	3/8" FPT
8.707-166.0	2-20180	1/2" FPT

New Part No.	Part No.	Description
9.802-165.0	2-2001	1/4" MPT
9.802-169.0	2-2003	3/8" MPT
8.707-167.0	2-20181	1/2" MPT

Brass Couplers - Case Lot Quantities **CASE LOT SAVINGS!**

New Part No.	Description
8.916-538.0	1/4" FPT Case of 200 (9.802-164.0)
8.916-537.0	3/8" FPT Case of 200 (9.802-166.0)

New Part No.	Description
8.916-542.0	1/4" MPT Case of 200 (9.802-165.0)
8.916-541.0	3/8" MPT Case of 200 (9.802-169.0)



- Zinc plated
- Hardened steel
- 4000 PSI max

Steel Nipples, hardened steel combined with zinc yellow chromate plating holds up to the harshest environments.

New Part No.	Part No.	Description
8.707-136.0	2-2004	1/4" FPT
8.707-137.0	2-20040	1/4" x 1/8" FPT
9.802-170.0	2-2006	3/8" FPT
8.707-165.0	2-2018	1/2" FPT

New Part No.	Part No.	Description
8.707-139.0	2-2005	1/4" MPT
9.802-171.0	2-2007	3/8" MPT
8.707-164.0	2-2017	1/2" MPT

Steel Nipples - Case Lot Quantities **CASE LOT SAVINGS!**

New Part No.	Description
8.916-361.0	1/4" FPT Case of 200 (8.707-136.0)
8.916-536.0	3/8" FPT Case of 200 (9.802-170.0)

New Part No.	Description
8.916-540.0	1/4" MPT Case of 200 (8.707-139.0)
8.916-539.0	3/8" MPT Case of 200 (9.802-171.0)

Landa Fuel Filter / Water Separator



2-9905

- Removes water from fuel
- Replace elements w/o tools
- 10 micron element
- 1/4" FPT inlet and outlet
- Filters gasoline and diesel fuel

New Part No.	Part No.	Description
8.709-158.0	2-9905	Filter, Fuel/Water Separator
8.709-161.0	2-99051	Replacement Element, Fuel/Water Separator
8.709-163.0	2-99052	Replacement Element, Fuel/Water Sep - Heavy-duty
8.709-164.0	2-99053	Kit, O-Rings & Drain Plug
8.700-553.0	2-99054	Kit, O-Rings, Drain Plug, Cup
8.700-554.0	2-99055	Plug, Vent, Fuel/Water Separator - Plastic

LANDA®

Pit Cleaner

LANDA®

Cleaning sludge from the bottom of a collection pit or tank is neither easy nor fun. But the Pit Cleaner makes it bearable.

An extended wand is attached to a cold- or hot-water pressure washer with a minimum of 1000 PSI. The pressure is channeled so that it creates a vacuum, capable of suctioning mud and sludge from the bottom of a pit, tank or even a pond.

The sludge is deposited into a porous collection bag, mounted on a hand truck, where the water drains out and the sludge is allowed to dry for proper disposal.



New Part No.	Part No.	Description
8.903-600.0	30-575	Pit Cleaner Assembly (as shown w/hose)
8.709-206.0	30-580	Sludge Cart (sold separately)
8.712-501.0	4-41120	Sludge Pump Head w/ 05 nozzle installed
8.711-813.0	4-02190003	Hose, 1-1/2" Spirallite, per foot

Insulated Lances

Landa Quality through and through. Superior heat protection with stainless steel tube construction. Available in stainless steel and zinc plated with vented grips or with molded plastic grip as shown below

LANDA®



- 4-0111021 35.5" lance with vented grip and coupler, stainless steel shown
- Vented insulated grip

New Part No.	Part No.	Length	Description
8.803-805.0	4-0111021	35.5"	Vented Grip w/ Coupler, SS
8.711-297.0	4-01114230	35.5"	Vented Grip, SS, Lance only
8.904-439.0	4-011062	72"	Plated, Vented Grip w/ Coupler
8.711-300.0	4-0111427	72"	Plated, Vented Grip, Lance only

Compact Foamer

Legacy

Generates a high density clinging foam for extended dwell time to increase chemical action



- Stainless steel, aluminum and brass
- 5" long, 1" diameter
- 4 and 6.5 nozzle included
- 1 to 5 GPM
- 2500 PSI
- 195°F

New Part No.	Part No.	Description
8.903-998.0	344022V	1/8" F Inlet
8.903-999.0	344023V	1/4" F Inlet

NOTES: Most cleaning chemicals perform best when applied at 120° - 150°F and can be applied as a foam by adding a foaming agent. See your chemical supplier to obtain the correct product.

Voltage Regulator

LANDA®



- Designed specifically for LANDA for use on 12VDC burner systems.

New Part No.	Part No.	Description
9.802-531.0	6-0615	25 Amp, 15 Volt

Rupture Disks

LANDA®



- Prevents dangerous thermal expansion of water in the coil
- Ensures operator safety

New Part No.	Part No.	Description
9.802-192.0	2-3409	Assembly, 7000 psi
8.707-381.0	2-3410	Assembly, 8500 psi

Landa Flow Switch

LANDA®



6-021730

- Horizontal or vertical mount
- 4350 psi
- 8 GPM max flow, 1.8 GPM min flow
- 180°F
- 12-250V, .8 Amps
- 3/8" FPT inlet/outlet
- 2 Wire Reed

New Part No.	Part No.	Description
8.712-244.0	410305A	Vertical Mount Only
8.712-247.0	6-021730	Landa MV60, Gray
9.803-266.0	6-021740	Replacement Reed Switch

Flow Switch

Legacy

Spring return float allows full mounting versatility.



- 4050 max pressure
- 3500 rated pressure
- Horizontal or vertical mount
- Forged brass body
- 3/8" MPT inlet/outlet
- 8 GPM
- 190°F
- One Amp switch
- Solenoid control

New Part No.	Part No.	Description
8.712-246.0	410307P	Flow Switch
9.803-266.0	109672	Reed Switch Only (2 wire)

Landa Water Jet Surface Cleaner

LANDA®

Water Jet is the Mercedes-Benz of the surface cleaning market. It handles easier, cleans faster and holds up better under the toughest conditions.

The Water Jet's spray bar spins at 2000 RPM and can be adjusted to blast concrete but not dig up asphalt or wood. The rotating bar and shaft are made of stainless steel with sealed precision guide bearings for low maintenance and a long life.

A holster-mounted trigger gun and insulated wand make for convenient spot cleaning in hard-to-reach places.

Other features include:

- Made of durable, rust-free polyethylene, for easy handling, but weighs only 45 lbs.
- Pneumatic tires on steel wheels make for easy maneuvering on all surfaces;
- Easy-to-clean, in-line filter keeps spray nozzles from plugging;
- Auto switching between surface cleaner and holster-mounted wand;
- Tri-lingual warnings and operating instructions;
- Collapsible handle for ease in transporting.



2-11058
Rotary Union

New Part No.	Part No.	Description
8.903-606.0	30-585	Water Jet Surface Cleaner
8.912-854.0	95-0728030	Spray Angle Adjustment Tool
8.707-011.0	2-11058	Rotary Union
8.718-244.0	81-21007L	Actuator Valve Assembly
8.722-172.0	81-21227	Repair Kit, Actuator Valve

- **Rating:** Super-duty
- **Recommended Usage:** Heavy
- **Attaches to:** Any hot- or cold-water pressure washer with minimum of 2000 PSI, 190°F
- **Max PSI:** 4000
- **Max Temp:** 200°F
- **Cleaning Width:** 20"

Landa Cyclone Surface Cleaner

LANDA®

The economy model flat surface cleaner, Landa's Cyclone is the price-competitive surface cleaner with many of the same design features that have made the top-of-the-line Water Jet so popular.

The Cyclone's non-adjustable spray bar also spins at 2000 RPM and seemingly glides across flat surfaces riding on the evenly balanced tubed pneumatic tires and swivel caster wheel.

The rotating bar is made of stainless steel with medium-duty sealed precision guide bearings.

Other features include:

- Durable, rust-free polyethylene spray housing;
- Fatigue-free trigger handle turns unit on/off for operator safety;
- Tangle-free hose connection for ease of maneuvering; and
- Tri-lingual operating instructions for added liability protection.



New Part No.	Part No.	Description
8.903-608.0	30-587	Landa Cyclone Surface Cleaner
8.707-006.0	2-11055	Rotary Union

- **Rating:** Heavy-duty
- **Recommended Usage:** Medium
- **Attaches to:** Any hot- or cold-water pressure washer with minimum of 2000 PSI, 190°F
 - **Max PSI:** 3500
 - **Max Temp:** 200°F
 - **Cleaning Width:** 20"

Undercarriage Cleaner

Legacy

Revolutionize vehicle undercarriage cleaning with the Legacy Undercarriage Cleaner



Chosen by readers as one of the Top 10 Tools for 2008 in Under Car Digest magazine.

- No more crawling under a vehicle
- Simply connect to your hot or cold water pressure washer & utilizes
- Easy to handle & maneuver
- Removes road grime, fuel & oil contaminants
- Removes snow sludge, ice & salts
- Provides a clean working environment for technicians
- 5.5" required clearance
- Stainless steel rotating assembly built to withstand pressures of up-to 4000 psi
- 250 degrees
- 7250psi carbon steel ball valve

New Part No.	Part No.	Description
8.749-303.0		Legacy Undercarriage Cleaner

Water Broom 16"

AP



- 4000 PSI
- Fits 1/4" wand
- Requires (4) 1/4" nozzles

New Part No.	Part No.	Description
8.710-082.0	343615	Water Broom 16"

SideWinder Surface Cleaner



343691

2-Year Mfg. Warranty



343690

- 2000-4000 psi
- 12 GPM max
- 210°F
- Available in collapsible and fixed models
- Available in both black and red
- Heavy duty aluminum handle
- 20" deck
- 19 lbs.

New Part No.	Part No.	Description
8.739-431.0	343690	SideWinder 105F Fixed Black
8.739-432.0	343691	SideWinder 105C Collapsible Black

Mosmatic Turbo Surface Cleaner & Duct Cleaner

MOSMATIC

Delivers high-pressure performance with low maintenance for any hot or cold pressure washer. Completely stainless steel design makes this the toughest surface cleaner available in the pressure cleaning market.



- 4000 PSI
- 250°F
- 6.5lbs

Swiss engineered with high RPM Swivel features reinforced self-lubricated stainless steel ball bearings and dual spring based carbide seal bushings for long-lasting operation under tuff conditions.

Ideal for Pressure Washer Contractor to clean Walls, Ceilings, Public Facilities, Tile Floors and other hard to reach areas.



- 4000 PSI
- 250°F
- 2lbs
- Inlet Ports: 3/8" NPTF

Duct Cleaner

Designed as an accessory for use with high pressure pumps or pressure washers. Cleans Ducts, Chutes, Vents, Restaurant Exhausts, Tanks, etc.

Self rotating and feeding stainless steel triple bearing system for constant easy turning. Nozzle holders are 1/8" NPTF. Nozzles are sold separately.



12" Surface Cleaner

Designed for effortless cleaning of small areas including walls and angled surfaces.

High RPM swivel with integrated toggle joint and adjustable tension system.

- 250°F
- 4000 PSI
- 9lbs
- 12" SS Cover



New!

New Part No.	Part No.	Description	PSI
8.712-284.0	411171A	Turbo Cleaner - 8"	4000
8.712-280.0	411156	Duct Cleaner TXR-2s, Adjustable	4000
8.712-279.0	411155	Duct Cleaner TXR-2s, Fixed	4000
8.749-911.0		Surface Cleaner - 12"	4000

Mosmatic Roof Cleaner


MOSMATIC

Industrial quality tool specially designed for efficient, high pressure roof cleaning while keeping the operator in a safe area.

- 21-inch
- 4000 PSI
- 250°F
- 31.9 lbs.
- Pressure gauge
- Ball valve
- Adjustable Wheels (height & width)
- Safety eye connection for rope or cable
- (2) 1/8" nozzles sold separately



New!



Part No.	Description
8.749-910.0	Mosmatic Roof Cleaner

Whisper Wash Flat Surface Cleaners

- Saves labor, fuel & water
- Eliminates overspray and zebra striping
- Use with conventional pressure washers
- Balanced spray bar
- Quick connection
- 2,000 to 4,000 PSI
- Use with cold or hot water
- 2500 RPM

Applications:

- Service Stations
- Pool & Patio Decks
- Warehouse Floors
- Loading Docks
- Parking Lots
- Public Facilities
- Restaurants
- Gondolas
- Stadiums
- Marina Docks
- Driveways
- Sidewalks
- School Yards
- And lots more!!

The "Maxima 36"

- Portable Breakaway Handle
- 212°F
- 4-10 GPM
- 2500 RPM
- Dimensions:
 - Cover: 36"
 - Handle: 77"
- Weight 37 lbs



New Part No.	Part No.	Description
8.710-089.0	343636	Whisper Wash Maxima 36

The "Big Guy"

- Powder coated aluminum housing
- Oversized, self-lubricating twin thrust bearings
- Choice of 2 or 4 nozzles
- 10" pneumatic tires, 4" caster
- Crafted with durable stainless steel & aircraft aluminum
- 4-10 GPM
- 212°F
- Dimensions: 28" x 44" x 12"
- Weight 48 lbs



New Part No.	Part No.	Description
8.710-074.0	343606	Whisper Wash Big Guy 2 Nozzles
8.710-075.0	343607	Whisper Wash Big Guy 4 Nozzles

Ground Force

- Flip and fold handle
- Choice of 2 or 4 nozzles
- Rebuildable swivel
- 4-10 GPM
- 212°F
- Dimensions: 24" x 60" x 9"
- Weight 29 lbs



New Part No.	Part No.	Description
8.710-076.0	343608	Ground Force



The Classic

- Portable breakaway handle
- ABS Housing
- 2" nylon brush
- 4-10 GPM
- 212°F
- Dimensions: 77" x 19" x 12"
- Weight 28 lbs

New Part No.	Part No.	Description
8.710-073.0	343605	Whisper Wash Classic

The Ultra Clean WW

- ABS Housing
- Four 3" casters
- Powder coated handle
- 3-6 GPM
- 185°F
- 2500 RPM
- Dimensions: 19" x 43" x 9"
- Weight 23 lbs



New Part No.	Part No.	Description
8.710-072.0	343604	Whisper Wash Ultra Clean WW

The Ultra Clean HC

- ABS housing
- 2" nylon brush
- Powder coated handle
- 3-6 GPM
- 185°F
- Dimensions: 16" x 43" x 9"
- Weight 19 lbs



New Part No.	Part No.	Description
8.710-071.0	343603	Whisper Wash Ultra Clean HC

Repair Kits

New Part No.	Part No.	Description
8.701-879.0	092105	Seal Kit; Classic, Big Guy & Ground Force
8.701-882.0	092108	Seal Kit; Ultra Clean
8.701-883.0	092109	Swivel Kit; Ultra Clean
8.701-884.0	092110	Swivel Kit; Classic, Big Guy & Ground Force

NOTE: 251119 - 2.5 x 25° 1/4" Nozzle Fits All Models

Brushes



Rotating Brush - Natural Bristle (soft) used for painted surfaces. Nylon Bristle (stiff) used for removing scum and grime on fiberglass boats, etc.



- Internal nozzle = size 20
- Max Flow 8 GPM

New Part No.	Part No.	Description
Brush Unit Complete		
8.709-312.0	1-20	Natural
8.709-315.0	1-2005	Nylon
Replacement Brushes		
8.709-313.0	306927	Natural
8.704-799.0	1-22	Nylon

Truck Wash Brush



- Flag-tipped
- Soft bristle
- ACME thread for Super Handles, Flow-Thru lances or broom handles
- Trailer Brushes – (2-1/2" Bristle)

New Part No.	Part No.	Description
8.709-298.0	306800	2-1/2" x 10" w/Bumper
8.709-303.0	306818	2-1/2" x 18"
8.709-304.0	306824	2-1/2" x 24"
8.709-305.0	306860*	60" Flow Thru Lance

*with Acme Thread & Garden Hose Attachment

Deck Scrub Brush – Over / Under - Unique Heavy-duty Scrub Brush with Multi-Level/Angle.



- Trimmed for cleaning hard-to-reach areas
- 10" molded polypropylene foam block does not warp or absorb water
- Stiff polypropylene bristle for aggressive cleaning
- Excellent chemical resistance
- Use with threaded handle
- Not a Flow Thru

New Part No.	Part No.	Description
8.709-302.0	306812	Deck Scrub Brush

Tractor Brush - Soft for gentle cleaning of fine finishes.



New Part No.	Part No.	Description
8.709-300.0	306802	Flag Tip Window 10"

Dual Chemical Systems



- New deep-ribbed Yellow casing, stays flexible even in cold temperature
- Hose assembly complete with gun and amphenol connectors pre-wired
- Fully compatible with Power Blaster, Two-Step, Chemex and most other cold water dual chemical systems

New Part No.	Part No.	Description
8.709-044.0	285116	80' R2 Electric (5 wire)
8.709-045.0	285120	100' R2 Electric (5 wire)

Fiberglass “Super Handles”



- Tough - durable - lightweight
- No cracking - splintering
- No kinks - dents
- Safer around electrical hazards
- Easy-Twist cam lock extension
- Super heavy-duty aluminum alloy threads
- Standard 3/4" Acme thread fits: Brooms, brushes, utility tools
- Optional reduction adapter for 3/4"

New Part No.	Part No.	Description
Super Handles		
8.709-306.0	306864	48" Length (4 ft)
8.709-307.0	306865	60" Length (5 ft)
8.709-308.0	306866	72" Length (6 ft)
Super-Extension Handles		
8.709-309.0	306868	4 ft to 8 ft Ext
8.709-310.0	306869	6 ft to 12 ft Ext
8.709-311.0	306870	8 ft to 16 ft Ext
8.700-308.0	075271	Threaded Adapter

Air Power Sprayers



- Pump-up style
- Heavy-duty plastic sprayers for chemical applications
- Both models have Adj. Nozzle – from mist to solid stream
- 2 gallon unit has 2' hose and hand trigger
- Excellent chemical resistance
- Locking hand pump handle serves as carrying handle

New Part No.	Part No.	Description
8.704-703.0	118842	Thumb Button 3 Pint
8.704-702.0	118835	2 Gallon Sprayer

Vinyl Skid Covers



Custom-designed covers provide all-weather protection for Landa's skid-mounted pressure washers.

Made of seamless, truck-tarp-quality, vinyl-coated polyester (18 oz. per square yard), the covers fit snugly over the equipment so there is no need to tie down the cover.



The covers are both waterproof and capable of withstanding high winds.

New Part No.	Part No.	Description
8.709-109.0	2-9025	SDHW, SGHW, Vinyl Cover
8.749-946.0		PGHW, PGDC, Vinyl Cover
8.709-111.0	2-9026	PGHW, PGDC (pre-2008 models only), Vinyl Cover

Landa Industrial Sandblasters

LANDA®

For the extra-tough cleaning jobs, wet-sandblasting is the dust-free solution.

Landa's sandblasters attach to a hot-or cold-water pressure washer and, using a venturi, mixes sand or other abrasive media with the high-pressure spray to create enough cleaning power to strip paint off concrete and barnacles from a ship's hull.

The sandblasting nozzle is made of tungsten carbide for long life. There are two models—a top-of-the-line steel pot (photo at right) with tight-fitting lid or with a probe only.

Other features include:

- Quick-connect coupler for ease in attaching sand probe or pot;
- Valve for metering the flow of the media;
- Tubed, pneumatic tires for easy maneuvering.



- **Rating:** Super-duty
- **Recommended Usage:** Heavy
- **Attaches to:** Any hot- or cold-water pressure washer with minimum volume of 4 GPM

New Part No.	Part No.	Description
8.904-470.0	4-011201	Sandblaster w/ Pot (Carbide)
8.904-472.0	4-011211	Sandblaster w/ Probe (Carbide)



Landa Sand Nozzle

LANDA®

Tungsten Carbide provides maximum durability for sand blasting application.



- Carbide insert
- Light weight
- Easily changed

New Part No.	Part No.	Description
8.712-416.0	4-2002	Carbide Sand Nozzle

Professional Sandblast Head



- Long-wearing Carbide sand nozzle
- 1/4" FPT water inlet
- 200°F
- 10 GPM
- 3500 PSI
- Sand probe weight 6 oz, length 16"
- Head weight 13 oz

Orifice Size	New Part No.	Part No.	Orifice Size	New Part No.	Part No.
3.5	8.711-242.0	391631	5.5	8.711-245.0	391635
4.0	8.711-243.0	391632	6.0	8.904-404.0	391636
4.5	8.711-244.0	391633	8.0	8.711-246.0	391637
5.0	8.904-403.0	391634			

New Part No.	Part No.	Description
8.711-247.0	391640	Sand Probe
8.901-264.0	121041	1/2" ID Polybraided Tubing, 25'

Sandblast Kit - Carbon Nozzle Industrial Grade

SUTTNER

A Venturi orifice creates a uniform blast pattern, doubles sand velocity and produces up to 45% more work with 20% less sand.



- Solid Carbide blast nozzle
- Venturi orifice design
- Volume control sand feed valve
- Up to 3500 PSI
- Up to 750 lbs of sand per hour

Kit contents: Sand head w/ carbide nozzle, 20" lance, Sand probe, 13-1/2' sand hose, Sand flow regulator valve.

Kits

Orifice Size	New Part No.	Part No.	Orifice Size	New Part No.	Part No.
4.0	8.904-397.0	391554X	6.0	8.904-399.0	391556X
4.5	8.904-396.0	391553X	7.0	8.904-400.0	391557X
5.0	8.904-398.0	391555X	10.0	8.904-402.0	391560X
5.5	8.904-395.0	391550X			

New Part No.	Part No.	Description
8.701-620.0	086941	Solid Carbide Nozzle only
8.701-617.0	086930	Sand Probe ST55

Tip-Jet Nozzles for water nozzle replacement or for system volume changes.

Orifice Size	New Part No.	Part No.	Orifice Size	New Part No.	Part No.
3.0	8.708-016.0	253316	6.5	8.708-039.0	253375
4.0	8.708-019.0	253330	7.0	8.708-042.0	253383
4.5	8.708-023.0	253338	7.5	8.708-046.0	253392
5.0	8.708-027.0	253346	8.0	8.708-050.0	253400
5.5	8.708-031.0	253355	9.0	8.708-054.0	253415
6.0	8.708-035.0	253365	10.0	8.708-058.0	253456

Sandblast Kit - Carbide Nozzle Industrial Grade



A Venturi orifice creates a uniform blast pattern, doubles sand velocity and produces up to 45% more work with 20% less sand.



- 5500 PSI Max Working Pressure
- 10 GPM Max Flow
- 200°F
- 10 lbs.

New Part No.	Part No.	Description
8.701-485.0	084079	Sand Blast Kit DWSDBTK (nozzle tip not included)

Nozzle Tips

Orifice Size	New Part No.	Part No.	Orifice Size	New Part No.	Part No.
4.0 x 5°	8.707-668.0	251159	6.0 x 5°	8.707-701.0	251237
5.0 x 5°	8.707-685.0	251198	6.5 x 5°	8.707-709.0	251256
5.5 x 5°	8.707-696.0	251221			

Sewer Hose



SUPER FLEXIBLE SEWER LINE HOSE Hose and couplings have small outside diameter, allowing hose and nozzles to fit through sewer line. Sewer line has Super Tough poly-ether cover over ultra-flexible nylon tube. (1/8" sewer nozzle and hose will operate through many 1-1/2" lines.)



(Nozzles not included.)

- 150°F
- Nylon tube, poly-ether cover

New Part No.	Part No.	Description
1/8" hose – 4800 PSI working pressure		
8.705-601.0	150960	1/8" x 25' Hose (1/4" Inlet/1/8" Outlet)
8.705-602.0	150963	1/8" x 50' Hose (1/4" Inlet/1/8" Outlet)
8.705-603.0	150964	1/8" x 100' Hose (1/4" Inlet/1/8" Outlet)
1/4" Hose – 2600 PSI working pressure		
8.705-607.0	150968	1/4" x 50' Hose (1/4" Inlet/1/4" Outlet)
8.705-608.0	150970	1/4" x 100' Hose (1/4" Inlet/1/4" Outlet)
1/4" Hose – 4400 PSI working pressure		
8.705-610.0	150972	1/4" x 50' Hose (1/4" Inlet/1/4" Outlet)
8.705-611.0	150973	1/4" x 100' Hose (1/4" Inlet/1/4" Outlet)

Stainless Steel Sewer Nozzles



- 4100 PSI
- Corrosion Resistant Stainless steel
- One Forward Orifice
- Three Rear Orifices

New Part No.	Part No.	Nozzle Size	Size
8.710-905.0	373075	1/8"	5.0
8.710-906.0	373076	1/8"	5.5
8.710-907.0	373077	1/8"	6.0
8.710-908.0	373078	1/4"	6.5
8.710-909.0	373079	1/4"	7.0
8.710-910.0	373080	1/4"	9.5

Sewer / Tube Cleaning Nozzles SUTTNER

The reverse jets on the fixed and rotary nozzles pull the hose through the tube or sewer line and blast debris from line or tube walls.



- Backward ports drive the nozzle forward and flush debris
- Forward ports blast into pipe and breaks up clogs & debris
- Physically small for cornering ability
- 4200 PSI
- Corrosion resistant stainless steel construction
- Orifice size indicated on non-rotating styles
- Rotating style adds extra agitation and surface cleaning

New Part No.	Part No.	Description	Orifice Size	O.D.	Ports
Non-Rotating Sewer Nozzles					
8.710-875.0	373024	1/8" Nozzle	4.5	0.580"	0-forward, 3 back ports
8.710-874.0	4-01916	1/8" Nozzle	5.5	0.580"	1-forward, 3 back ports
8.710-878.0	4-019101	1/4" Nozzle	4.5	0.730"	1-forward, 3 back ports
8.710-876.0	4-01911	1/4" Nozzle	5.5	0.730"	1-forward, 3 back ports
8.710-877.0	4-01913	1/4" Nozzle	6.0	0.730"	1-forward, 4 back ports
8.710-880.0	373029	1/4" Nozzle	7.5	0.730"	1-forward, 4 back ports
8.710-879.0	373028	1/4" Nozzle	8.0	0.730"	1-forward, 3 back ports
8.710-881.0	373032	1/4" Nozzle	12	0.730"	1-forward, 3 back ports
8.710-885.0	373038	3/8" Nozzle	4.0	0.920"	1-forward, 3 back ports
8.710-884.0	373037	3/8" Nozzle	5.5	0.920"	1-forward, 3 back ports
8.710-886.0	373039	3/8" Nozzle	8.5	0.920"	1-forward, 4 back ports
8.710-883.0	373036	3/8" Nozzle	12	0.920"	1-forward, 4 back ports
8.710-882.0	373035	3/8" Nozzle	14	0.920"	1-forward, 4 back ports



0-forward, 3 back ports



1-forward, 3 back ports




1-forward, 4 back ports




- Rotating sewer nozzle
- Adds extra agitation
- 4000 PSI
- **Back Jet Only**

New Part No.	Part No.	Rotating Nozzle	Size	Ports
Rotating Sewer Nozzles				
8.710-899.0	4-01917	1/8"	5.5	0-forward, 3 back ports
8.710-898.0	4-01918	1/4"	5.5	0-forward, 3 back ports
8.710-900.0	4-01919	1/4"	8.0	0-forward, 3 back ports
8.710-887.0	373040	1/4" Duct Cleaner*	5.5	0-forward, 2 side ports

*Duct Cleaner jets to sides instead of reverse



0-forward, 3 back ports



0-forward, 2 side ports

Foot Controlled Pressure Valve



Operators of sewer and tube cleaning equipment need both hands free to feed or retract the hose in the sewer line. Foot operated valve allows hands-free control.



- Inlet 3/8" - outlet 1/4"
- Brass body – Stainless steel valve
- Steel cover for safety
- Up to 12 GPM
- Up to 5000 PSI

New Part No.	Part No.	Description	PSI
8.710-134.0	344200	Sewer Cleaner Foot Valve	3000
8.709-972.0	342024*	Foot Valve w/ ST-2305	5000
8.701-657.0	089006	Repair Kit - Foot valve	
8.701-673.0	089850	Repair Kit ST-2305	

*Heavy gauge steel construction for durability and stability



- Complete kit; includes 25' hose, 4.5 nozzle and foot valve
- Ready to go!

New Part No.	Part No.	Description	PSI
8.711-526.0	4-0193	Foot Controlled Pressure Valve Kit	3000

Rain Suit - 2 Piece



- Heavy-duty 2-ply laminated vinyl (25 mil)
- Jacket & pants
- Bright safety yellow
- Vented for air flow

New Part No.	Part No.	Description
8.704-666.0	116100	Large
8.704-667.0	116101	Extra Large

Gloves - Industrial Duty

Industrial Grade Gloves for most industry needs chemical/ heat/ abrasion/ laceration protection.



116105 Gray – Split Cowhide work gloves, 2-1/2" gauntlet unlined – Great general purpose work glove.



116114 Black, 14" PVC Glove lined with cotton for the most demanding chemical handling. Resists alkalines, acids – even works well as a sand-blasting glove.

New Part No.	Part No.	Description
8.704-668.0	116105	Gray Roughout
8.704-669.0	116114	Black PVC

Amazing Pocket Reference - 3rd Edition

A ton of information in a 5 oz book!




- Air & gases
- Automotive
- Chemistry
- Electrical
- Math
- Physical constants
- Plumbing & pipe
- 3350 conversion factors
- Over 20 other subject areas

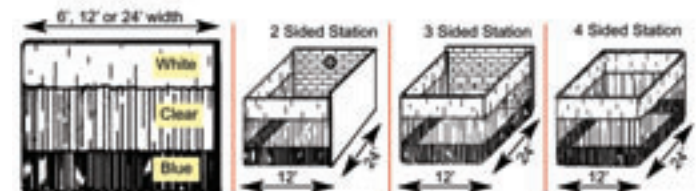
New Part No.	Part No.	Description
8.712-505.0	449015	Pocket Reference

Goff's Curtain Walls

Build a Power Wash Cell to meet your needs. Goff's Curtain Walls™ increase useable floor space while controlling overspray, contaminants, climate, and noise levels. Curtain Walls™ glide easily on steel track and dual-wheeled rollerhooks. Made from a combination of 14-oz. heavy-duty, reinforced vinyl and double-polished 20-mil clear PVC material. Reinforced hems and chain-weighted lower hems add durability. Hook and loop fasteners on side hems attach to adjacent panels. Meet NFPA-701 requirements for flame retardancy. Curtains are also rot and mildew resistant. Standard model has a white vinyl top, clear PVC center, and blue vinyl bottom.



- #2 Brass tooth grommets on 1' centers
- 14 oz. reinforced vinyl white top section
- All seams double locked stitched
- Hook & Loop Fasteners allow adjacent panels to be easily attached to one another
- 20 mil. double polished clear window
- All sections joined together using mildew/rot resistant thread
- 14 oz. reinforced colored vinyl section (your choice of over 12 different colors)
- Chain weighted lower hem



New Part No.	Part No.	Description	PSI
Single			
9.841-694.0	681133	6' width x 12' high	1500
8.717-007.0	681083	12' width x 8' high	1500
8.717-008.0	681084	12' width x 9' high	1500
8.739-485.0	681082	12' width x 12' high	1500
8.717-009.0	681086	24' width x 10' high	1500
8.739-486.0	681087	24' width x 12' high	1500
Station			
9.841-695.0	681145	4-sided x 12' high	1500

includes hardware, track & rollers (white top, clear center & blue bottom panel)
All 2,3 & 4-sided stations are 12' wide x 24' long (see diagram above)
Many other sizes are offered. Call for pricing and availability.

Drum Tool Accessories

The Indispensable Tools.




New Part No.	Part No.	Description
8.712-534.0	449339	Drum Plug Wrench
8.704-689.0	118400	Lid-Off
8.704-691.0	118404	Funnel, 7" x 10"
8.704-692.0	118407	3/4" Faucet
8.704-693.0	118408	2" Faucet

Load Cincher Tie Downs

8.707-473.0	249938	7/8" x 5-1/2' (Non-Ratchet) "Quick Lock"
8.707-474.0	249939	1" x 15' (Ratchet) "Tight Lock"

Siphon Pumps

Siphon liquids from higher to lower levels. Simply pump the bellows a few times to prime and start flow. Loosen air lock to stop.



- Drum pump fits 15, 30 & 55 gallon drums
- Fit 2" bung opening
- Excellent for: Alkaline & acidic chemicals, diesel fuel, & oils
- Not for use with solvents!

New Part No.	Part No.	Description
8.704-699.0	118431	Super Duty "PE/PVC" 7 GPM
8.704-698.0	9-50035	Red Hex Head (Heavy-duty)
8.704-696.0	90-8108	Red Head (Standard duty)
8.704-694.0	118420	Pail Pump (5 Gallon)

Touch-Up Paint

Aerosol spray paint for fixing chips or scratches in equipment paint.



- Quality aerosol spray paint
- Available in colors to match pressure washer and parts washer paint

New Part No.	Description
8.719-134.0	Landa PW Yellow Touch Up Pant
8.723-214.0	Landa APW Gray Touch Up Paint

Drum / Tank Pump - Crank Type

Chemical-resistant, lightweight pump, ideal for dispensing chemicals, pesticides and oils. **Polypropylene** for most alkalis, dilute acids, pesticides, and most oils & solvents. **Ryton** for extremely aggressive acids, aromatic and aliphatic hydrocarbons.



SPECIFICATION:

- 11 oz per revolution
- 6 GPM @ 70 RPM
- Viton seals
- Polypropylene gasket
- 2" bung adapter
- Outlet 3/4" barb 2 piece
- 47" suction tube
- Weight 2.6 lbs

New Part No.	Part No.	Description
8.704-700.0	118435	Polypropylene Pump (Standard)
8.704-701.0	118438	Ryton Pump (Deluxe)
8.700-526.0	076975	Replacement Handles

Shipping Tape & Dispenser

Big 2" x 110 yard rolls of clear. Biaxially-oriented polypropylene for secure packages.



- Heavy-duty tape dispenser with serrated blade

New Part No.	Part No.	Description
8.704-707.0	118916	Dispenser Boxed
8.901-249.0	118918	110 Yard Roll

Thread Lock Products



NUT GRADE™ Medium strength threadlocking. Seals most types of nuts and bolts, allowing disassembly with standard tools. Blue in color; removable and non-running.

STUD GRADE™ Very high strength PERMANENT threadlocking for maximum security. Suitable for most applications on fasteners up to 1" in diameter where disassembly is not required. Red in color.

PENETRATING ADHESIVE (SEALANT) is designed specifically for use on pre-assembled connections. Seals small gaps through capillary action. Green in color.



- Direct replacement for Loctite® and Fel-Pro™ products
- ND™ anaerobic adhesives are liquid materials that cure to a solid, chemical-resistant plastic state when air is not present
- Excellent lubricant; prevents corrosion and fretting

New Part No.	Part No.	Description	Loctite Equiv	Bottle Size
8.704-644.0	112350	Nut Grade™	242	10 ml
8.704-645.0	112352	Nut Grade™	242	50 ml
8.704-646.0	112354	Nut Grade™	242	250 ml
8.704-648.0	112360	Stud Grade™	271	10 ml
8.704-649.0	112362	Stud Grade™	271	50 ml
8.704-650.0	112367	Penetrating Adhesive (Sealant)	290	10 ml

Nut Grade™ and Stud Grade™ are trademarks of the Oakland Corp. Loctite® is a registered trademark of the Loctite Corp.